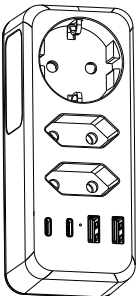


USB Power Strip



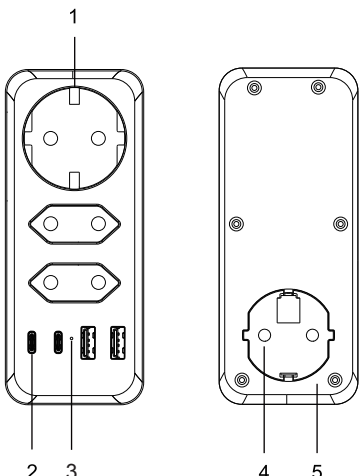
User Manual

Model: WT-2411-WP

Thanks for purchasing our product. Please tell your friends and family if you are satisfied. If you have any comments please contact us through the listing. We will respond within 24 hours. The product has 30 day return and 12 month replacement service.

Thank you for purchasing USB Power Strip, please read this instruction manual carefully and keep it for future use.

OVERVIEW



- 2 -

FEATURES

1 3 AC Outlets

- Provide ultimate convenience for home appliances, electronics, and more, Rated for 15A, 230V, 3500W.

2 4 USB Charging Ports

- Intelligently detect and charge at ideal output. Perfect for camera, tablet, smartphone, bluetooth speaker, power bank and etc. Does NOT support qualcomm quick charge.

3 Power Indicator

- Let you know the power is active while does not cause bright light in the dark.

4 Copper plug

- Copper has better electrical conductivity and is durable.

5 Fireproof Shell

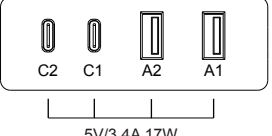
- Made of ABS plastic and PC 94V0, making it fireproof of up tp 750 C . The insulating material can protect you from electric shock.

SPECIFICATION

Model	WT-2411-WP
Rated Power	3500W, 15A Max, 230V~
USB Input	100-240V~, 50/60Hz
USB Output	5V/3.4A(17W Max)
Dimenson	5.25*2.16*3.37inch

- 3 -

DC output mode



Safety Precautions

1 Unwrap the power cord before use.

2 Hold both sides of the plug firmly when removing it from power outlet, do not pull the power cord.

3 It can not convert the voltage.

4 Do not exceed the power rating.

5 Do not place the power cord near heating element.

6 Do not bend the pins of the plug.

7 Do not plug or unplug the power cord with wet hand.

8 Do not disassemble the power strip.

9 Do not put any sharp objects into the venting hole of the power strip.

10 Keep the power plug and outlet clean.

11 Keep the power strip out of reach of children.

12 Clean the power strip with soft fabric, not wet tool.

13 If there is any abnormal sound, smoke or odor, unplug immediately.

- 4 -

WARNINGS

1 Water & Molsture

- To reduce the risk of fire or electric shock, do not use in humld environment.

2 Ventilation

- This power strip should always be located in such a way that it maintains proper ventilation. Do not cover it with anything to prevent overheat.

3 Periods of Non

- Make sure to unplug the power strip when it is not expected to be used for several months.

4 High power devices

- such as air conditioners, refrigerators andhairdryers should not be plugged into this power strip. Such devices may exceed the rated power of 3500W.

5 Voltage

- This power strip supports 110 - 240V~ input, but does NOT convert voltage. If your power source is 220V, Please make sure your appliances can work under 220V.

6 Grouding

- Only connect to a grounded outlet. For indoor use only.

7 Surge Protection

8 Modifications

- Do not disassemble or modify it by yourself.Changer or modifications are not approved by the manufacturer and could void the product warranty.


- 5 -

WARRANTY

All products to be of the highest quality in material, craftsmanship and service for 18 months from the date of puchase.

SUPPORT

If you have any issues with your product or to quickly help resolve any other issue you are eaxperiencing, for purchases made through authorized resellers, please contact them directly. For purchases made through online store, please contact the store dirictly.



MADE IN CHINA

- 6 -